



# How to Make Your Course QM Awesome!

Creative Quality Matters Applications

Presenters:

Ali Ahmad, Mathematics

Shannon Bradley, Education

Kurt Depner, English

# SoftChalk

- Learning Modules
- Self-Assessments
- Exam Reviews

## Self Check



Value: 1

How many attempts will you be allowed for each assessment?

[mark all correct answers]

- a. 1
- b. 2
- c. 3

Check Answer

### Exam Review Assignment:

Complete the interactive Exam Review Assignment. Post a question about the activity to the Exam Review discussion board. In order for you to receive the 10 extra credit points, you must complete post to the discussion board, and reply with a substantive answer to 2 other students. If you are having problems with the Exam Review activity, please click here for a troubleshooting guide.

<http://support.softchalk.com/FileManagement/Download/f63c73ce33fb45f091657ba93a4d92b0> In order to return to the course, please follow the **cookie crumbs at the top of the canvas page to return to the modules page.**

[Home](#) > [Development Course - CEP 210](#) **Modules** > [Welcome & Getting Started](#) > [Welcome Module](#)

[return to top](#)

Module I

Doña Ana Community College

score print all

### Module I: Development and Diversity

In this module, you will be learning about the development of the child and the way the classroom teacher should interact with the children in the classroom. You will also be taking assessments, participating in discussions, and completing your first exam.

**By the end of this module you will be able to:**  
Respond to a discussion post and give specific examples from the theories of Jean Piaget and Lev Vygotsky, of how children learn through play.  
Identify the similarities and differences in Piaget's Theory of Cognitive Development and Vygotsky's Theory of Cognitive Development.  
Explain individual differences and the implications of those differences for teaching.

**Assessments:**

Make sure to read the chapters and be prepared before opening each assessment. You are allowed two attempts for the chapter quizzes and one attempt for the exam. Make sure you have plenty of uninterrupted time to complete the assessments before you begin.

Created with SoftChalk SC



# Using SoftChalk

- Course Overview
- Sharing Links/Tutorials with Students
- Self Assessments
- Interactive Quiz Poppers

## Quiz Group

If we extend research findings regarding **effective parenting styles** to the classroom, teachers would be well advised to:

- a. establish fair rules and high expectations, and provide loving support.
- b. insist on strict obedience, with immediate punishment for infractions.
- c. reward good behavior and ignore inappropriate behavior.
- d. allow students to make their own decisions regarding how they should and should not behave in the classroom.

# 1 / 38

Next >



## Taking the Study Plans in MyPsych Lab

The Chapter Study Plans are tests that you will take in the mypsychlab.com website via Canvas. Your access code to this program should have come with your book. You will need to register your access code and enter your course code (found in your syllabus) to complete your registration. Chapter study plans are to be completed ON YOUR OWN. You are not to do these with any help from any person, however, you may use your book, your notes from class, and the internet (if needed). The directions in this tutorial explain how to access your chapter study plans and how grades will be issued for the chapter study plans. This is strictly a tool that is being used to help you learn the material for the class. It is graded and will be helpful to you in understanding concepts and theories presented. **Entering MyPsych Lab** From your Canvas Homepage, Click on the MyLab and Mastering link on the Course Menu



If this is your first time, please follow the registration directions to enter your access code and register into your Pearson Lifespan Development class. The course code can be found in your syllabus. You should be able to see your class CEP 110G-D05. S. Bradley.

Make sure to click on the Browser Tune Up & Sync your time zone links.



## Self Check



# Google Drive

- Embedding Documents
- Sharing Documents
- Submitting Forms
- Planning Presentations

CEP210 Schedule

File Edit View Help View only

Comments Share

CEP 210, Educational Psychology Tentative Schedule Spring 2014

Date	Topic	Readings	Due Dates
Week 1: Welcome January 16-20	Welcome and Getting Started!	Chapter 1	<ul style="list-style-type: none"> <li>Syllabus and Canvas Quiz Open; Chapter 1 Quiz Open (closes January 27 at midnight)</li> <li>"Getting to Know You" (Discussion 1) begins - closes January 27 at midnight.</li> <li>See Welcome Module for Discussion and Assessment Information</li> </ul>
<b>Module I: Development and Diversity</b>			
Week 2: January 20-27 January 20	Syllabus and Canvas Assessments Chapter 1: Teaching and Educational Psychology Martin Luther King, Jr. Holiday	Chapter 2	<ul style="list-style-type: none"> <li>Discussion 1 Closes January 27</li> <li>Assessment Chapter 1 Closes January 20, at midnight</li> </ul>
Week 3: January 27-Feb. 3	Chapter 2: Cognitive and Linguistic Development	Chapters 2 & 3	<ul style="list-style-type: none"> <li>Discussion 1 Closes 2/27 at midnight</li> <li>Discussion 2 - Begins (Closes Feb. 10 at midnight)</li> </ul>
Week 4: Feb. 3-Feb. 10	Chapter 3: Personal and Social Development	Chapters 4 & 5	<ul style="list-style-type: none"> <li>Assessment Chapter 2 and 3 Due Feb. 3 midnight</li> </ul>
Week 5: Feb. 10-Feb. 17	Chapter 4: Group Differences Chapter 5: Individual Differences and Special Education Needs <i>Misunderstood Minds Assignment</i>	Review for Exam	<ul style="list-style-type: none"> <li>Discussion 2 Closes Feb. 10 at midnight</li> <li>Misunderstood Minds Assignment (Due February 24 at midnight)</li> <li>Discussion 3 Begins (close #</li> </ul>
Week 6: Feb. 17-Feb. 24	Exam 1 Review * Extra Credit Review Discussion * (Available Week 6 ONLY; closes midnight Monday, February 24, 2014)	Review for exam	<ul style="list-style-type: none"> <li>Assessment Chapter 2 Closes 2/27 at midnight</li> </ul>

Previous CEP 210 Syllabus

Next Canvas see full course sequence

Copy of Group Agreement.rtf

File Edit View Help View only

Effective Classroom Group Agreement Contract

Group Name: \_\_\_\_\_

Group Name	(enter group name here)
Group Members & Roles	<p>List the Names of your group members and their roles.</p> <p>Roles are helpful to build on the strengths of the team/group members. There are many models for teams and roles, feel free to edit these roles as necessary for your group, create a schedule, facilitate the conversation, etc.</p> <p>Leader - (insert name) strength in organizing, may organize the Discussions (or chats), what is discussed, makes sure notes are added to group discussion space, submits assignments, etc.</p> <p>Recorder - (insert name) strength in typing and summarizing, may take notes about work, makes sure that group's product is grammatically correct, follows the guidelines, etc.</p> <p>Editor - (insert name) strength in grammatical areas and how documents/ presentations track of time, sends group emails to the instructor, etc.</p> <p>Connector - (insert name) strength in networking people, ideas, etc., helps leader keeps track of time, sends group emails to the instructor, etc.</p>
Participation	<p>Additional Group roles as needed - provide a description of group member responsibilities. Members must share information, resources, and their unique ideas and perspective. Every member is responsible to participate in any weekly meetings or complete postings by a specific deadline for threaded discussions. Please answer the following:</p> <p>How will you handle situations where a member is not participating?</p>
Communication	<p>What tools will your group use to collaborate?</p> <p>How often will you be getting together virtually? It's a REALLY good idea to compare schedules and set up meeting times right away.</p>

**My Information**

\* Required

My Last Name \*

My First Name \*

A working phone number including the area code: \*

My Aggie ID# \*

Sometimes Called Banner ID#

My Email \*

please include the email that you actually check!

My NMSU email

If it is different than the one you submitted in the previous question

Submit

Never submit passwords through Google Forms.

Powered by Google Drive

This content is neither created nor endorsed by Google.  
Report Abuse - Terms of Service - Additional Terms

# Using Google Drive

- Free
- Cloud Based
- Mirrors Microsoft Office
- Shareable
- Asynchronous and Synchronous use




## Sharing settings

Link to share (only accessible by collaborators)

[document/d/1MpCSGV1zTdkdzDGK9SLx8cgvzng4\\_xrEkLoFGPhdTwe/edit?usp=sharing](https://document/d/1MpCSGV1zTdkdzDGK9SLx8cgvzng4_xrEkLoFGPhdTwe/edit?usp=sharing)

Share link via:    

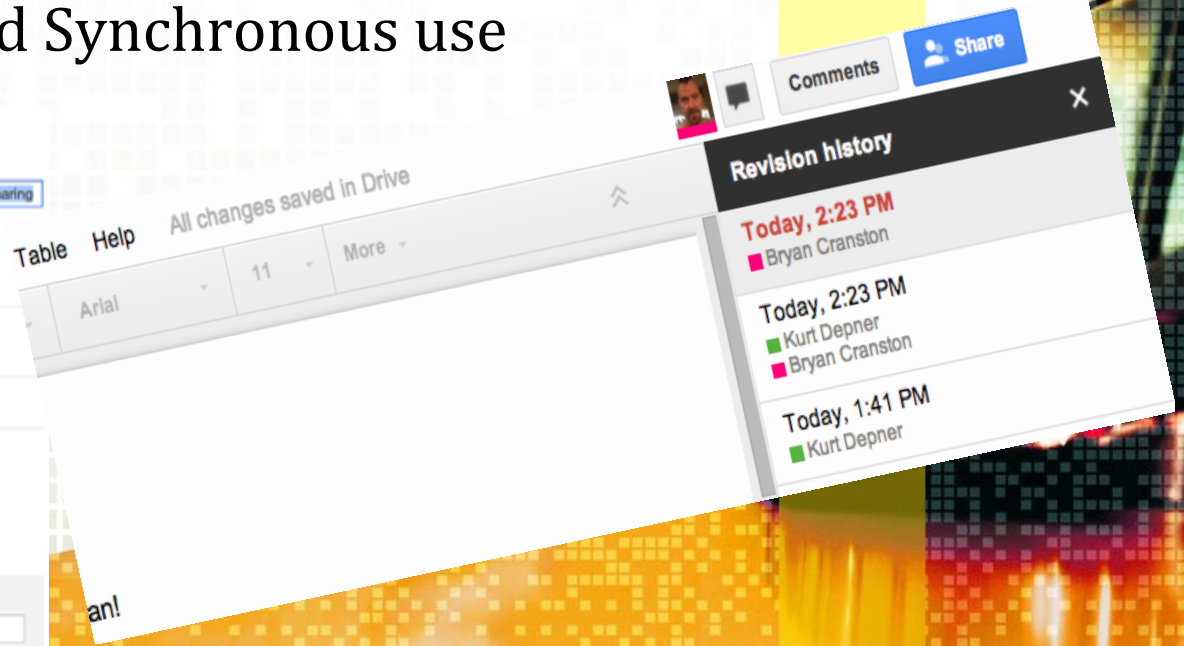
## Who has access

 Private - Only you can access [Change...](#)

 Kurt Depner (you) mukor@msn.com is owner

## Invite people:

Enter names, email addresses, or groups...



# Small Group Collaborations

- Discussions
- Projects
- Team Based Learning

Effective Classroom 1  
2014 Spring - C-EP-210-D03...

Home  
Announcements  
Pages  
People  
Groups

Recent Activity in Effective Classroom 1

1 Announcement

**NM STATE DACC**  
Doña Ana Community College

This is a 52 point activity, graded on completion (not accuracy). Please visit the Talk Soup discussion board in Canvas to discuss

### Chapter 6 Activity

This activity is worth 52 points in the grade book (Accuracy is not the most important factor, effort is key. Please visit the "Talk Soup" discussion board in Canvas to discuss these items with your classmates. Interaction with your classmates shows your effort).

Each item below contains the initials of words that will make the item a correct phrase. Identify the missing words.

Example:  
12 M. in a Y. = 12 months in a year

**\* Required**

**Enter your First and Last Name \***  
(you cannot receive credit without entering your full name)

26 L. of the A. \*

7 W. of the W. \*

1001 A.N. \*

[return to top](#)

# Doodle Scheduler

- Create a poll
- Students can participate
- Administrator can view calendar or table of results

Table view | Calendar view | Administration

June 2014

S	M	T	W	T	F	S
1	2	3	4	5	6	7
8	9	10	11	12	13	14
15	16	17	18	19	20	21
22	23	24	25	26	27	28
29	30	1	2	3	4	5

Proposed dates:

- 6/2/14 8:00 AM
- 6/2/14 12:00 PM
- 6/2/14 5:00 PM
- 6/3/14 8:00 AM
- 6/3/14 12:00 PM

Your calendars:

Complete your calendar

	Sun 1	Mon 2	Tue 3	Wed 4	Thu 5	Fri 6	Sat 7
6:00 AM							
7:00 AM							
8:00 AM		8:00 AM Meeting Time	8:00 AM Meeting Time	8:00 AM Meeting Time	8:00 AM Meeting Time	8:00 AM Meeting Time	
9:00 AM							
10:00 AM							
11:00 AM							
12:00 PM		Yes No 12:00 PM Meeting Time	Yes No 12:00 PM Meeting Time	Yes No 12:00 PM Meeting Time	Yes No 12:00 PM Meeting Time	Yes No 12:00 PM Meeting Time	
1:00 PM							
2:00 PM							
3:00 PM							

What is the best time of day for you to meet?

Table view | Calendar view | Administration

No one has participated in your poll yet

Share this link with all those who should cast their votes. Do not forget to cast your vote too.

<https://doodle.com/n9t44972kuhr5>

Inform by e-mail | Share | Tweet

Most popular date: undefined | Close poll

	June 2014	Mon 2	Tue 3	Wed 4	Thu 5	Fri 6
8:00 AM - 12:00 PM						
12:00 PM - 5:00 PM						
5:00 PM - 10:00 PM						
8:00 AM - 12:00 PM						
12:00 PM - 5:00 PM						
5:00 PM - 10:00 PM						
8:00 AM - 12:00 PM						
12:00 PM - 5:00 PM						
5:00 PM - 10:00 PM						
8:00 AM - 12:00 PM						
12:00 PM - 5:00 PM						
5:00 PM - 10:00 PM						

0 participants

Shannon Bradley

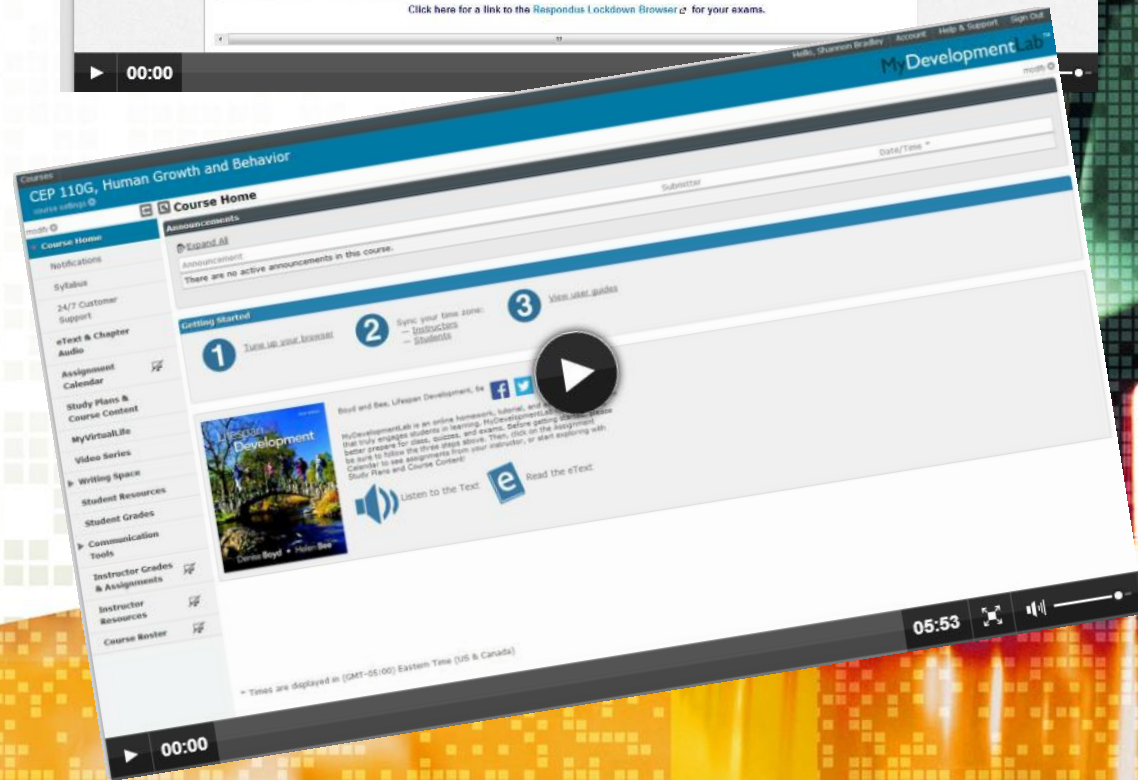
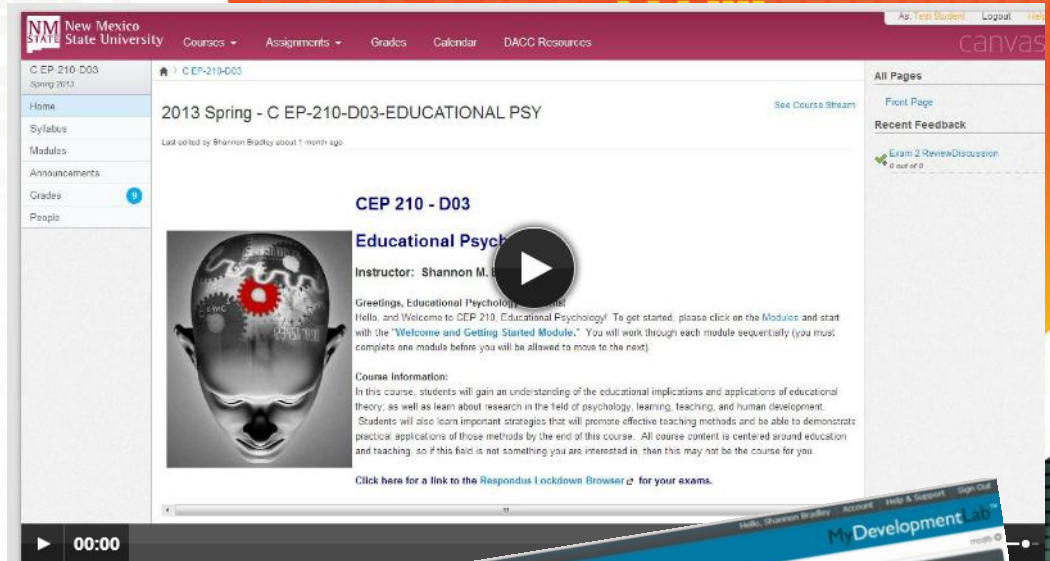
Comment

Add a comment

English | Recommend Doodle | Blog | About | Advertising | Terms | Privacy Policy | Contact | Help | © Doodle

# Screen Cast-O-Matics

- Course Tours
- Learning Module Guides
- Project Examples





# YouTube

- Upload a Video on YouTube
  - Use Screen-Cast-O-Matic
- Make it Available to Students on your Course Management System

YouTube

Study Plan Progress

Study Plan Score: 38 / 202

Objectives mastered: 18 = 1 MD = 18 mastery points earned

Objectives practiced, but not mastered: 0

Objectives remaining: 114

Ch. 1: Equations and Inequalities in One Variable

1.1 1.2 1.4

Section 1.2 Linear Inequalities in One Variable

Mastery points earned: 4 of 5

Objectives mastered: 4 of 5

Objectives practiced: 4 of 5

Objectives remaining: 0

Ch. 2: Graphs and Functions

2.1 2.2

Ch. 3: Systems of Linear Equations and Inequalities

3.1

Ch. 4: Polynomial Expressions and Functions

4.1 4.2 4.3 4.4

Screencast-O-Matic.com

1:32 / 2:08

Analytics Video Manager

Math 120 Study Plan update

# Make Animated Videos

- Create an account at <http://goanimate.com/>



**QUESTIONS? COMMENTS?**



**Presenters:**  
**Ali Ahmad**  
**Shannon M. Bradley**  
**Kurt Depner**

