

A decorative graphic on the left side of the slide features two interlocking black gears. A horizontal band with orange and blue stripes runs across the slide, passing behind the gears. A large, light gray rounded rectangle with a dashed white border is centered on the slide, containing the main title.

Rage with the Machine

**AI as a collaborative partner in K-12
course design**

Session Objectives



Learners will...

describe best practices for prompting and corresponding with AI tools and technologies during course design.



Learners will...

apply AI tools and technologies to course design.



Learners will...

discuss ways they can leverage AI in course design.

Meet your presenter

Darlene Schaefer, NCVPS

- **Title:** Instructional Designer
- **Years in education:** 26
- **Passions:** Designing learner-centered experiences with tools and technologies
- **Hobbies and interests:** Spending time with my young adult daughters; cheering on their sports teams; lake and outdoor activities



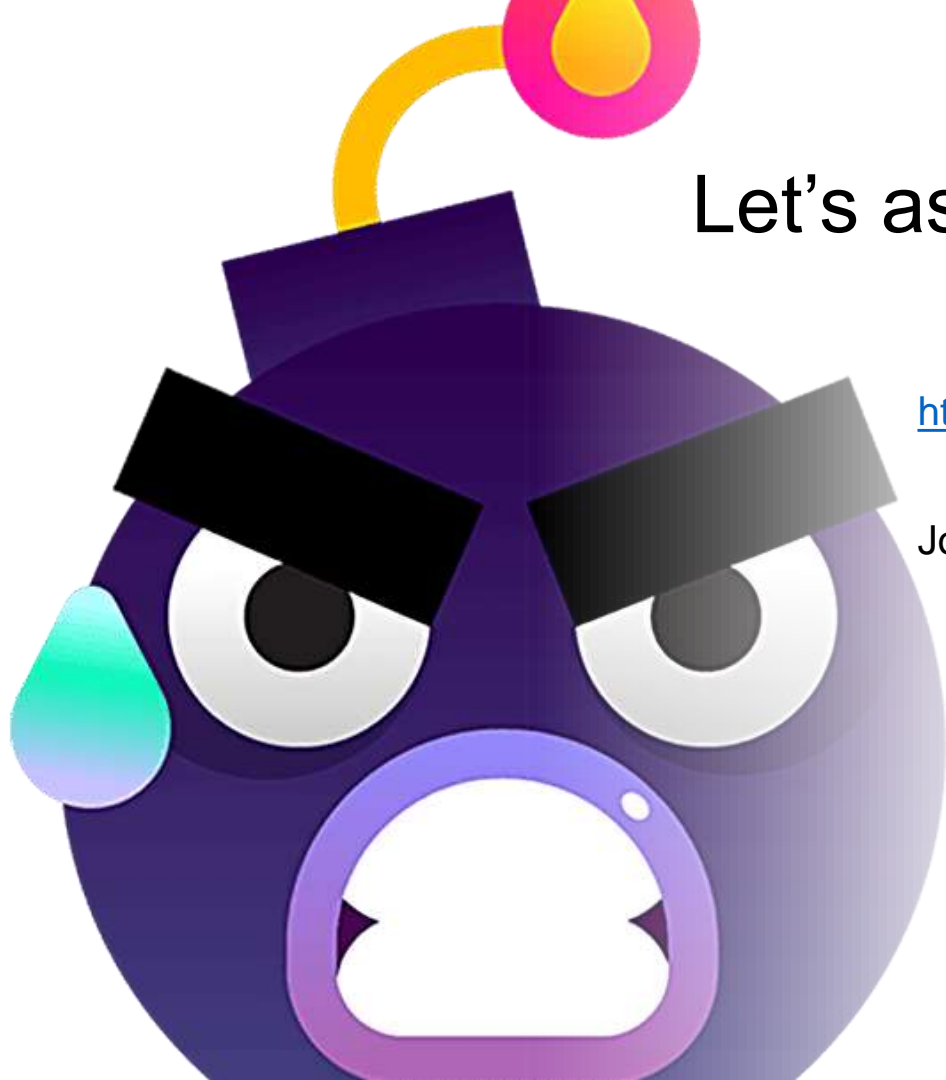


vevo

HD



vevo



Let's assess your rage

<https://www.menti.com/>


Join Code 2513 2331

Never have I ever...

Cleaned my hands of vis a vis marker from writing overhead notes



Had to redirect a lesson plan because the computer lab was not available or the copy machine broke



Planned lessons for a Smartboard

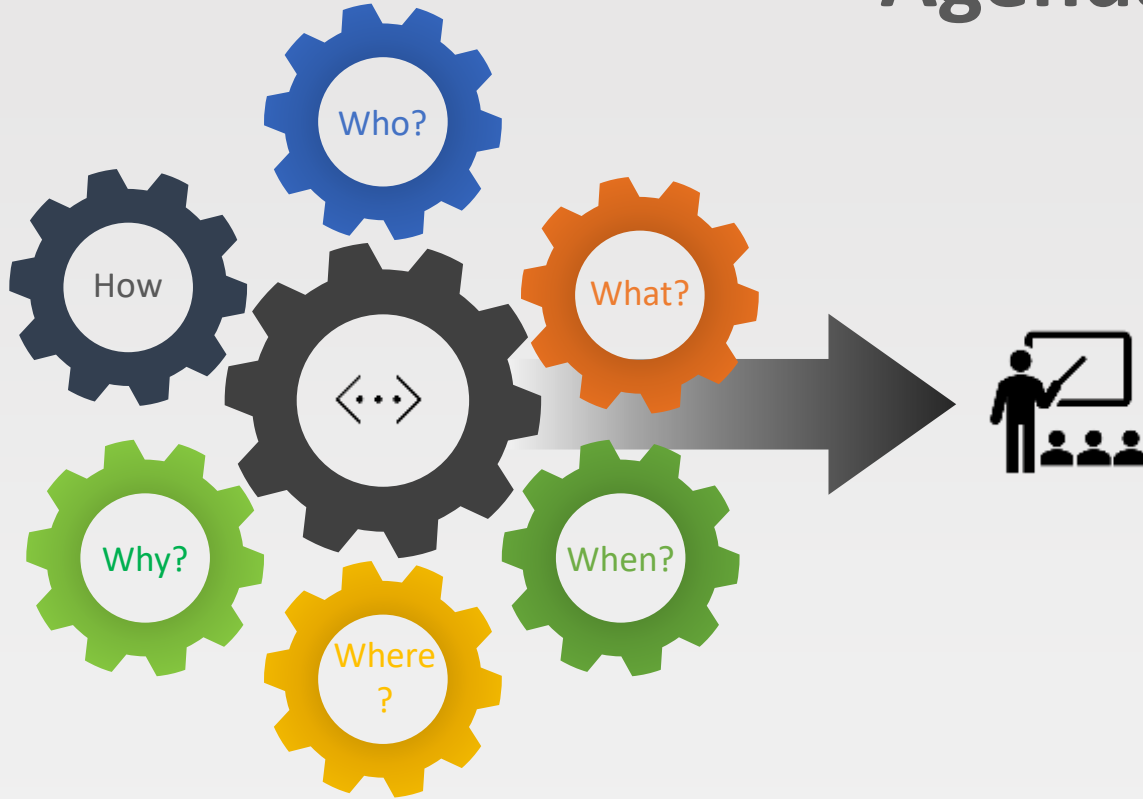


Planned lessons around 1 to 1 devices



Used AI to support my curriculum

Agenda: 5 W's and H



Why are we using AI?

What courses, content, and curriculum are we using AI to support?

Who is our intended audience?

How are we using AI?

What AI tools are we using?

When are we using AI?

Where else can we use AI to support educator practice?

Why?

Why are you using AI to support course design?

Why did we use AI to support course design?



Capacity. State implements standards updates for core courses and courses with state standards every year



Elective courses needed updates



Exploration of the process

What?

What courses, content, and curriculum are you using AI to support?

What courses, content, and curriculum are we using AI to support?

NCVPS offers two Success Elective Courses

- Middle School Success for Grades 6-8
- High School Success 101 for Grades 9-12

We began with the Middle School Success course and plan to incorporate these strategies to update High School Success 101.

Middle School Success is a general elective and does not have official state standards, but we worked to update it, and it includes some correlation with future-ready skills and concepts including NCDPI Portrait of a Graduate, NC Digital Learning Standards, CASEL framework.



Middle School Success Course Description

This course introduces middle school students to **online learning** and teaches them **skills necessary to be successful during their secondary and post-secondary educational career**. Emphasis is placed on the acquisition of **study skills, time management skills, professional skills, digital citizenship, and the evaluation of learning preferences**. In addition, students explore **success skill application and research high school course and post-graduation opportunities**. **The uses of technology to prepare and present information, conduct research, develop media skills, and apply problem-solving strategies in the academic disciplines** are included.

General elective course without state standards.

Who?

Who is your intended audience

Who is our audience



NCVPS is a state-led virtual school providing supplemental course work for students in middle and high schools across the state

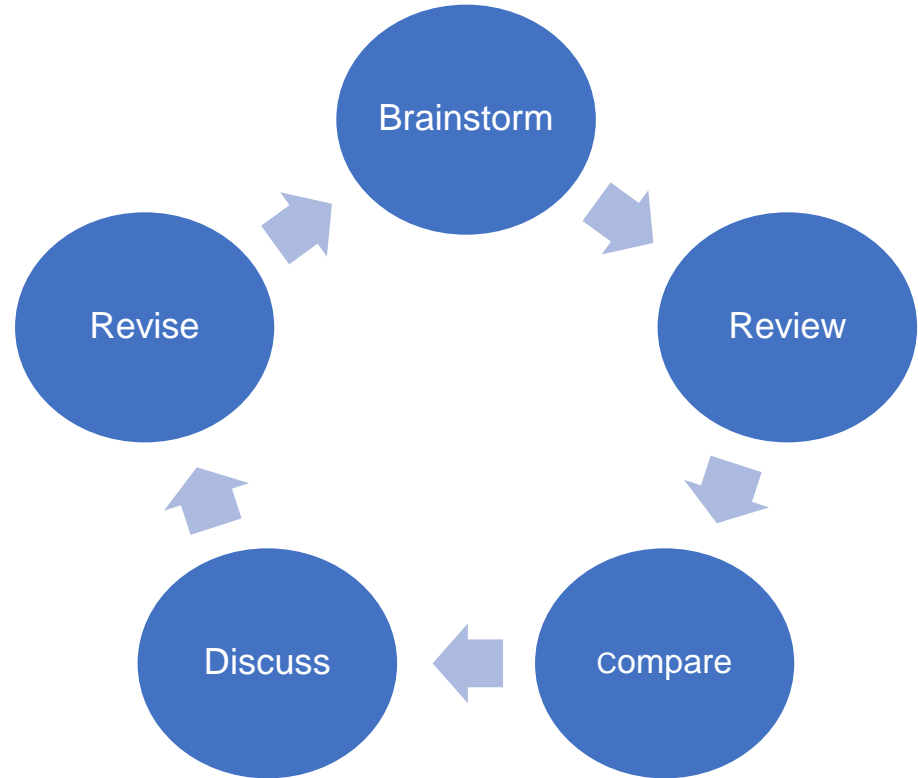
6-8 grade students enrolled at a PSU (or home school or private school)

Fully online course, and the course may be students' first experience completing a fully online, asynchronous course

How?

How are we using AI?

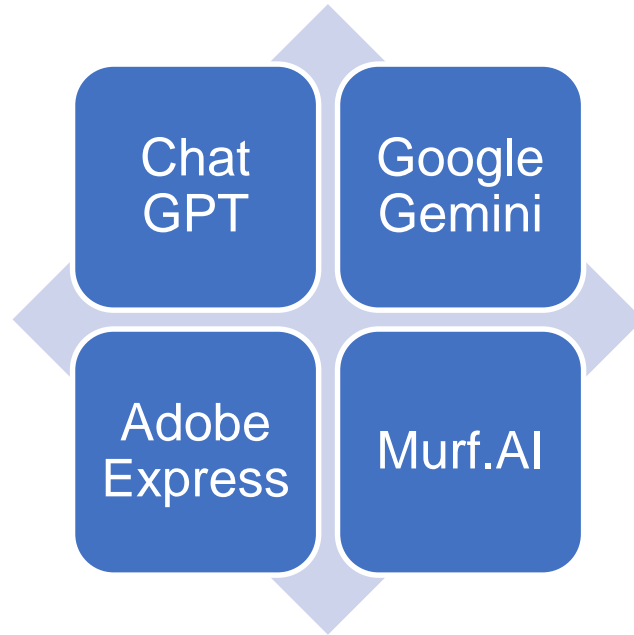

How did we use AI in course design?



What?

What AI tools are we using?

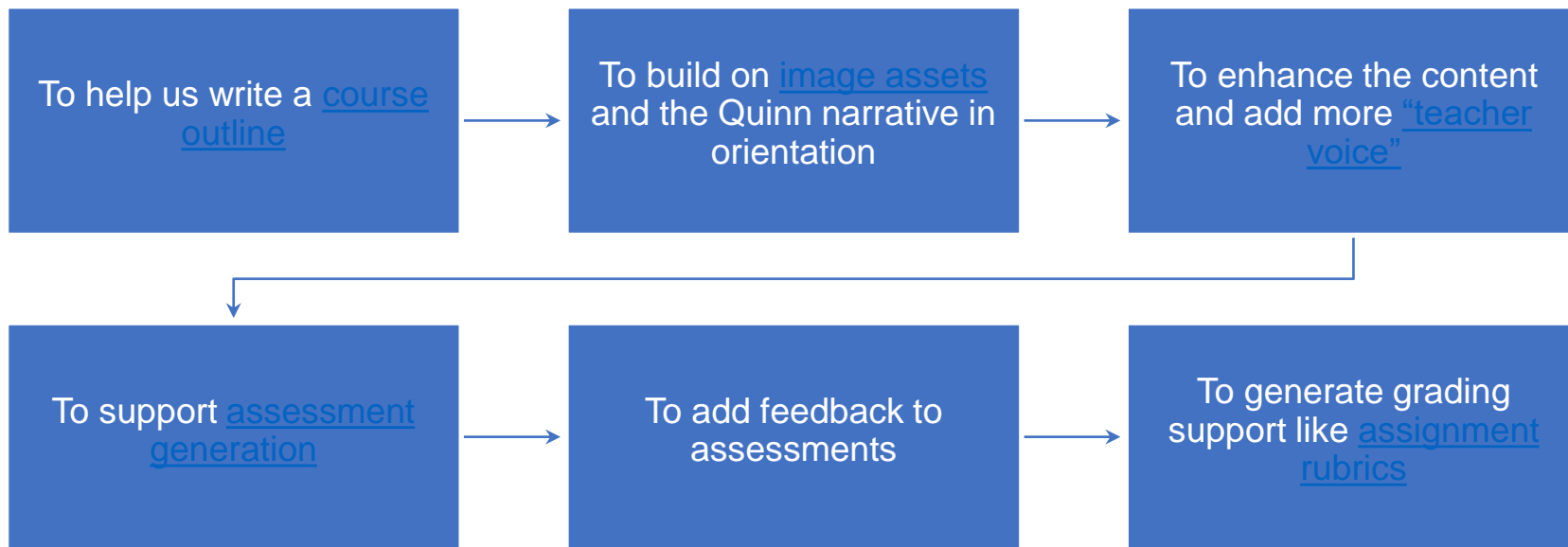
What AI tools did we use?



When?

When are we using AI?

When did we use AI?



Application

Let's try out AI prompting

Preparing to Prompt

Select an AI tool

- Chat GPT
- Google Gemini

Identify your learning objectives

- What standards are guiding the instruction?
- What are the lesson level objectives?
- What specific topic do you hope to focus on with students?
- What type of activity do you hope students complete?

Describe your audience

- Grade level
- Subject area
- Demographics
- Learning preferences
- Educational setting

Preparing to Prompt

Prompt cycle one

- Recommend a (type of activity), focused on (your course standards), ideal for (describe your student group)

Prompt cycle two

- Adjust for learning setting and recommend modality (online, in groups, independent)

Prompt cycle three

- Add in one or more of the Portrait of a Graduate Durable Skills

Other prompt suggestions

Prompt Suggestion

- Take an activity and design it as a remote learning activity

Prompt Suggestion

- Take a lesson plan and make it into a sub-friendly plan

Prompt cycle three

- Take an assignment and modify it for reading level

Where?

Where else are there opportunities for educators to leverage AI as a collaborative partner?



Questions? Discussion

Darlene.Schaefer@ncpublicschools.gov

References

*Adobe Express (2024). [Generative AI]. AdobeExpress.com
Characters designed by NCVPS and Symbiosis.*

Earth, Wind, and Fire (1981). "Groove Tonight." Vimeo.com

OpenAI(2024). GoogleGemini. [Large language model].

Murf.Ai (2024). [Generative AI]. Murf.ai

OpenAI. (2024). ChatGPT. (Mar 14 version) [Large language model].

<https://chat.openai.com/chat>

Rage Against the Machine (1996). "Bulls on Parade." Vimeo.com