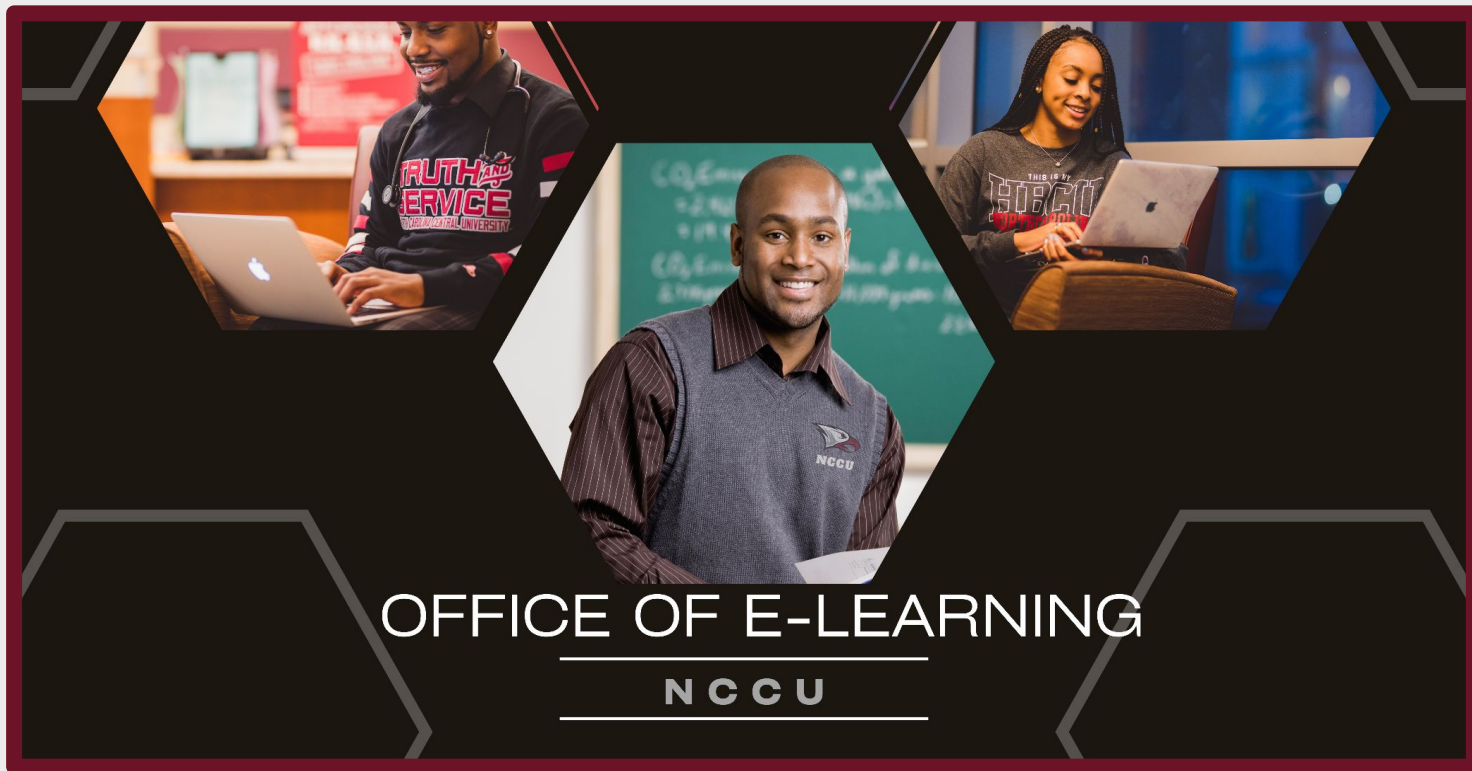


Celebrating a Successful LMS transition with Digital Badges



Dr. Larrisha McGill-Youngblood and Dr. Charlotte Russell Cox

Quality in Action Conference-2024

Session Objectives



- Identify the benefits of using digital badges to promote a LMS transition.
- Describe how to design an assessment guide that can serve as digital badge metadata.
- Explain how training evaluation criteria integrates Quality Matters standards.



What is a Digital Badge?

- ▶ Digital badges are useful for continuing education and professional learning development.
- ▶ Badges are helpful for students to persist with a course or program.
- ▶ Badges are used to motivate learners to master specific goals or competencies.

Badging at NCCU

SOAR WITH EAGLE EXCELLENCE

Digital Badging Initiative



- Office of e-Learning (OeL) and Continuing Education partnered with Credly in Summer 2021.
- Issue badges to faculty and staff attend and actively engage in training.
- OeL is expanding initiative in Spring 2024.



NCCentral
UNIVERSITY

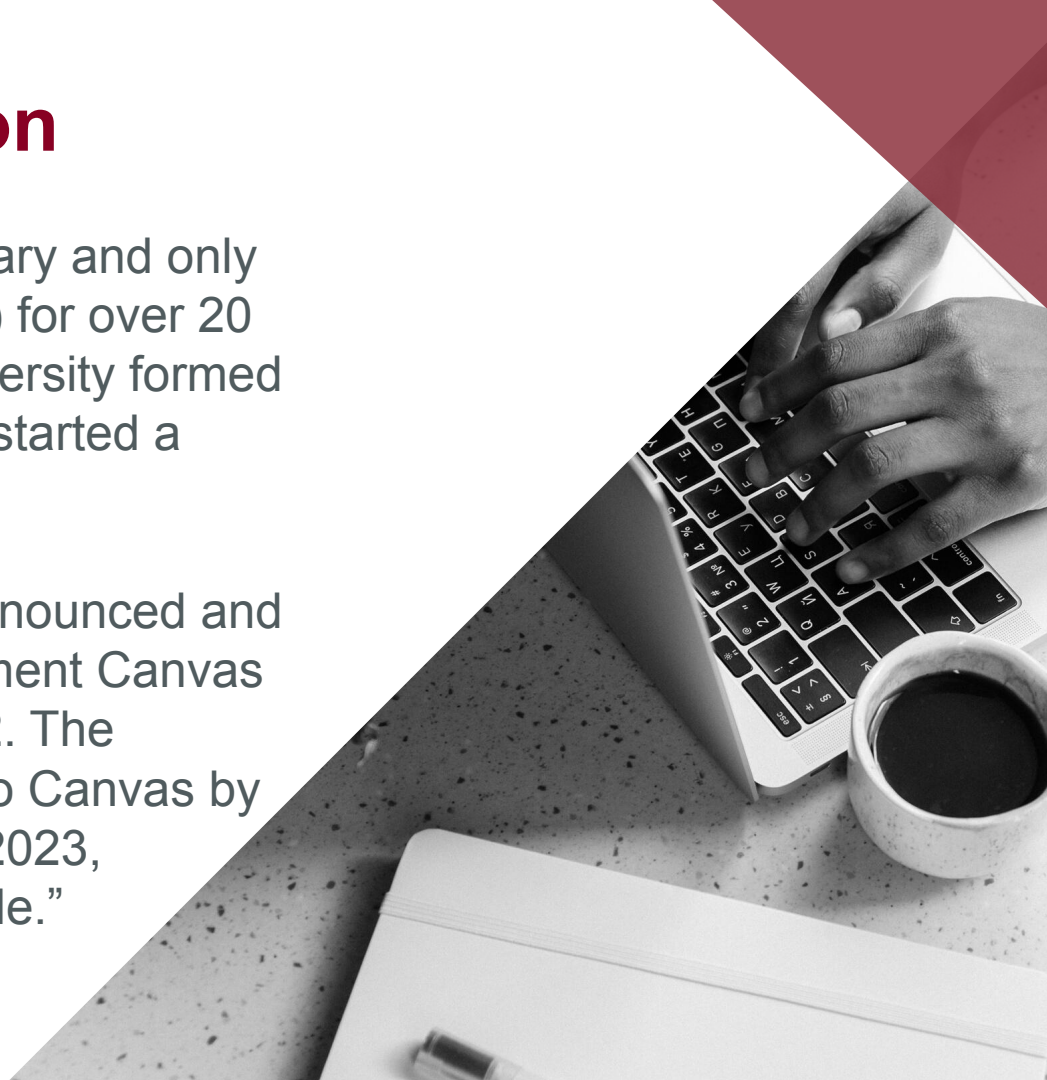
Office of E-Learning

A Title III Activity


Canvas Transition

“Blackboard has been NCCU’s primary and only learning management system (LMS) for over 20 years. In early Spring 2022, the university formed an LMS review committee and also started a Canvas pilot series.

North Carolina Central University announced and entered into an agreement to implement Canvas as its new LMS platform in Fall 2022. The university intends to fully transition to Canvas by Summer 2023. Beginning Summer 2023, Blackboard will no longer be available.”



Canvas Timeline



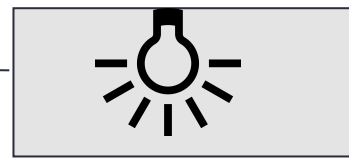
Fall 2021

Canvas kickoff meeting



Spring 2022–Fall 2022

Pilot conducted through several courses across various academic units.



Spring 2023

Canvas and Blackboard available for any course listed in Banner (instructor chooses which LMS to use).



Summer 2023–Fall 2023

Canvas available for any course listed in Banner. Blackboard no longer available.

Badging Benefits



- Represent your skills as a badge online.
 - Digital badges are verified micro-credentials in real time (paper certificates are not shareable to social networks)
 - Colleagues, peers and employers can see evidence of what you had to do to earn the digital badge.
 - [Skills-based](#) hiring levels the playing field among candidates and makes it easier for hiring managers to eliminate bias, identify skills, and hire efficiently.
- Most digital badges are shareable on the Internet to maximize views. Common badge outlets include:
 - LinkedIn
 - Facebook
 - Twitter
 - Via email
 - Embedded in a website

-Credly, [Digital Credentials are the Future of the Workforce](#)



Badge Design Considerations


Icons

Badge Shape

Badge Colors

OeL Logo





Badge Metadata

Every badge has metadata. Badge metadata is the content you create to represent the badge, credential, certification, course, or designation. Each digital badge contains:

- **Badge Name**
- **URL to Additional Information**
- **Badge Description**
- **Standards (optional)**
- **Skills**
- **Recommendations (optional)**
- **Badge Criteria**



Digital Badge Metadata



Earn this Badge

Designing Your Course In Canvas

Issued by [NCCU Division of Extended Studies](#)

Faculty will attend a two to three-hour long training session. During the session, there will be four main activities based on Quality Matters (QM) standards with application designed and developed in Canvas. The first three parts will be completed during the training session (getting started page, instructor self-introduction, and syllabus). The completion of activity four (creating Module 2) in Canvas will be used as the assessment for the session.

Validation

Intermediate

Hours

Free

Skills

Bloom's Taxonomy

Canvas

Course Alignment

Measurable Learning Objectives

Online Course Modular Structure

Quality Matters

Earning Criteria

- ☐ Navigate to areas in Canvas such as pages and links.
- ☐ Create a course overview and instructor self-introduction.
- ☐ Develop measurable course and module learning objectives.
- ☐ Develop an accessible syllabus with features such as appropriate headings.
- ☐ Implement a modular structure with content in a course shell in Canvas.
- ☐ Create two modules with meaningful content that aligns with module objectives.
- ☐ Apply QM standards 1.1, 1.8, 2.1, 2.2, 2.3, 2.4, 3.1, 4.1, 4.2, 6.1, 8.1, 8.2, & 8.3.



NCCentral
UNIVERSITY

Office of E-Learning

A Title III Activity

Zoom Chat

How do you currently
create metadata for
digital badges?

Training Format



1. Training Introduction
2. Session Objectives
3. Session Description
4. Earning a Digital Badge-Assessment Guide
5. Session Content
6. Highlight Relevant QM Standards
7. Share Screen Live in Canvas
8. Practice-Three Minutes
9. OeL Contact Information
10. Session Survey



North Carolina Central University
Office of e-Learning
Designing Your Course In Canvas

Designing Your Course In Canvas

Due Date: February 22, 2023

Points: 26 (Meet at 85% Quality Level)

Learning Objectives

- **LO1.1.** Navigate to areas in Canvas such as pages and links.
- **LO1.2.** Create a course overview and instructor self-introduction.
- **LO1.3.** Develop measurable course and module learning objectives.
- **LO1.4.** Develop an accessible syllabus with features such as appropriate headings.
- **LO1.5.** Implement a modular structure with content in a course shell in Canvas.
- **LO1.6.** Create two modules with meaningful content that aligns with module objectives.
- **LO1.7.** Apply QM standards 1.1, 1.8, 2.1, 2.2, 2.3, 2.4, 3.1, 4.1, 4.2, 6.1, 8.1, 8.2, & 8.3.



NCCentral
UNIVERSITY

Office of E-Learning

A Title III Activity

Description & Purpose

The transition to using Canvas as our learning management system requires implementing course technology tools as well as applying course design best practices. In this session, you will learn how to develop pages, deploy content and design modules. Meaningful instructional materials should be housed within modules to contribute to the achievement of learning objectives.

There are **four main parts** in this training activity. To earn a digital badge for “Designing Your Course in Canvas”, you will need to successfully achieve the stated learning objectives listed above. The first three parts will be completed during the training session (getting started page, instructor self-introduction, and syllabus). The completion of activity four (creating Module 2) in Canvas will be created after the training session.

1. Create a page within a course shell on how students get started in the course.
2. Complete an instructor self-introduction in Canvas.
3. Construct an accessible course syllabus.
4. Create two modules worth of content specifically focusing on appropriate instructional materials and objectives in “Module 2”.



To successfully complete this activity, follow the step-by-step directions provided below.



NCCentral
UNIVERSITY

Office of E-Learning

A Title III Activity

Directions

Step-by-Step Directions

As stated above, you will be developing a getting started page, instructor self-introduction, accessible syllabus, and modules 1 & 2. You will need to conduct all of these tasks in your Canvas shell (Sandbox) or live course. You will need to add me (Charlotte Russell Cox) as a [designer to your Canvas shell](#) and notify me via email (ccox33@nccu.edu) so I can review Modules 1 and 2 artifacts.

Part I – Creating a Getting Started Page

1. [Create a page](#) in Canvas with the title “Start Here!”
2. Navigate to the modules menu and at the top click on the [“+ Modules” icon](#).
3. Name the Module “Getting Started” and add the page “Start Here!” to “Getting Started”.
4. Make sure to explain that learners will begin at “Module 1” within the “Start Here” page.
5. Make sure to provide some information about how many modules are in the course.
6. Make sure to list detailed navigation directions for the course.

Part II – Instructor Self-Introduction

1. [Create a page](#) or use the “Instructor Information” template within modules (Sandbox course).
2. [Edit the page](#) with a brief biography of yourself.



NCCentral
UNIVERSITY

Office of E-Learning
A Title III Activity

Evaluation Criteria

Evaluation Criteria

[QM Rubric](#) standards will be used to assess your task activities. Your work will be evaluated as having **MET** or **NOT MET** the relevant **QM standards**. To meet a QM standard, you must fulfill the **85% threshold**. Please, see the rubric below:

Criteria	MET (2 points)	NOT MET (0 point)
Course Overview	QM 1.1. Instructions make clear how to get started and where to find various course components.	Does not fulfill QM Standard at 85% satisfactory rate.
Course Overview	QM 1.8. The self-introduction by the instructor is professional and is available online.	Does not fulfill QM Standard at 85% satisfactory rate.
Learning Objectives	QM 2.1. The course learning objectives, or course/program competencies, describe outcomes that are measurable.	Does not fulfill QM Standard at 85% satisfactory rate.
Learning Objectives	QM 2.2. The module/unit-level learning objectives or competencies describe outcomes that are measurable and consistent with the course-level objectives or competencies.	Does not fulfill QM Standard at 85% satisfactory rate.



Additional Resources and Links

Resources

Below are supplemental materials and templates to help you successfully complete the task activities:

- [QM Rubric](#)
- [Accessible Headings](#)
- [Accessibility Checker](#)
- [Adding a Module](#)

To earn a badge, complete [Designing Your Course In Canvas Assessment Guide](#)



Qualtrics Survey



NC Central
UNIVERSITY

Discover what's Central to you.

Did you gain any valuable takeaways from the training session?

Yes

Maybe

No

Did the training session address the objectives?

- LO1.1. Navigate to areas in Canvas such as pages and links.
- LO1.2. Create a course overview and instructor self-introduction.
- LO1.3. Develop measurable course and module learning objectives.
- LO1.4. Develop an accessible syllabus with features such as appropriate headings.
- LO1.5. Implement a modular structure with content in a course shell in Canvas.
- LO1.6. Create two modules with meaningful content that aligns with module objectives.
- LO1.7. Apply QM standards 1.1, 1.8, 2.1, 2.2, 2.3, 2.4, 3.1, 4.1, 4.2, 6.1, 8.1, 8.2, & 8.3.

Are you interested in earning a “Designing Your Course in Canvas” digital badge and [understand the requirements](#)?

Yes

Maybe

No



NC Central
UNIVERSITY

Office of E-Learning

A Title III Activity

Credly Badge Acceptance Email

Charlotte! You just earned a badge from NCCU Division of Extended Studies 🎉

Charlotte, you just earned a badge from NCCU Division of Extended Studies 🎉!



Developing Multimedia Based Materials in Canvas

Issuer: NCCU Division of Extended Studies

[View Details](#)



NCCentral
UNIVERSITY
Office of E-Learning
A Title III Activity

Credly Badge View



Discover badges, skills or organizations



17 badges

Sort by: Date Earned



Developing Multimedia Based Materials in Canvas
NCCU Division of Extended Studies



BRIDGES Academic Leadership
UNC-Chapel Hill



QM-Certified K-12 Course Reviewer
Quality Matters



QM-Certified Higher Education Master...
Quality Matters



QM-Certified Higher Education Peer Reviewer
Quality Matters



QM-Certified K-12 Master Reviewer
Quality Matters



Credly Academy: Credentialing Education...
Credly



Improving Your Online Course
Quality Matters



QM-Certified K-12 Course Reviewer
Quality Matters

EXPIRED



Sharing Digital Badges

← Back

Share your badge

Broadcast your achievement to friends and colleagues to get the recognition you deserve.



Developing Multimedia Based Materials in Canvas

Issued by [NCCU Division of Extended Studies](#)

Promote

Share your achievement on social media.

 LinkedIn

 Twitter

 Facebook

Publish

Send your badge or take it offline.

 Email

 Download Badge Image

 Public Link

 Download Certificate

 Embed Code

[View badges](#)

[View dashboard](#)



NCCentral
UNIVERSITY

Office of E-Learning
A Title III Activity

Zoom Chat

How might you change or enhance the way you create metadata for digital badges integrating QM Standards?

NCCU Strategic Goal 1:



GOAL 1. STUDENT ACCESS AND SUCCESS

NCCU will ensure delivery of The Eagle Promise to increase student access and success.

Objective 1.5 - Expand NCCU Online.

- Provide opportunity, access and flexibility by expanding online degree inventory and course offerings.
- Increase the number of fully online degree programs and certificates by 25%.
- **Achieve Quality Matters certification for 85% of faculty who teach online.**
- Increase enrollment of fully online students by 15%.

- The Canvas digital badge initiative encouraged faculty/staff to learn more about QM standards and encourage QM implementation through APPQMR workshops and QM certification.

Title III Impact

Objective #2

To create high-quality, sustainable and innovative online learning courses by training a minimum of twenty-five (25) faculty members by August 1, 2023. (NCCU Academic Affairs Strategic Goal #1)



NCCentral
UNIVERSITY

Office of E-Learning

A Title III Activity

NCCU QM Badging Alignment

Performance Indicator

2.1

Baseline: 18

Target: 4

Actual: 8

At least four (4) training sessions will have been offered each semester for faculty to strengthen their online course instruction and techniques utilizing the Quality Matters Rubric.



NCCentral
UNIVERSITY

Office of E-Learning

A Title III Activity

Our Traction

Performance Indicator

2.2

Baseline: 216

Target: 40

Actual: 475

At least forty (40) faculty members will have received training on the development and redesign of courses for online delivery by August 1, 2023.

475 faculty members engaged in Canvas training

PI 2.2 Highlights

During the 2022-2023 funding year, 475 faculty members engaged in professional development supporting the university-wide transition from Blackboard to the Canvas learning management system!



NC Central
UNIVERSITY

Office of E-Learning

A Title III Activity

Title III Impact

Objective #3

To acknowledge exceptional professional accomplishments, contributions, and activities demonstrating extraordinary commitment to high-quality online learning by recognizing a minimum of twenty-five (25) faculty members by July 30, 2023. (NCCU Academic Affairs Strategic Plan Goal #1, Objective 1.4)



NCCentral
UNIVERSITY

Office of E-Learning
A Title III Activity

Our Traction

Performance Indicator

3.1

Baseline: 0
Target: 25
Actual: 31

A minimum of twenty-five (25) faculty will be issued a digital credential in recognition of their participation in e-learning professional development and acquisition of research-based best practices by July 31, 2023.



PI 3.1 Highlights

The Office of e-Learning has issued the Designing Your Course in Canvas badge to 11 faculty members who successfully completed the requirements to earn the credential.

During quarter three, Office of e-Learning issued the Developing Multimedia Based Materials in Canvas badge to two faculty members who successfully completed the requirements to earn the credential. Additionally, in quarter four, the Office of e-Learning issued the digital badges to 18 participants who successfully completed the requirements to earn each credential.



NCCentral
UNIVERSITY

Office of E-Learning
A Title III Activity

Digital Badge Impact

80%

Acceptance Rate
Credly average is 67%

50%

Share Rate
Credly average is 47%

0.83

Views per Share
Credly average is 3.28

0.05

Clicks per View
Credly average is 0.90



NC Central
UNIVERSITY

Office of E-Learning
A Title III Activity

Zoom Chat

Describe ways to use digital badges to support a successful LMS transition or institution wide initiative?



NC Central
UNIVERSITY

Office of E-Learning

A Title III Activity

Refresh & Revive Series

- Revised Training Approach
- One Hour Refresher Training
- QM Standards Still Included
- Digital Badges Issued
- Instructional Designers Facilitating:
Christina Gordon, Colleen Smith, and Charlotte Cox
- [Additional resources provided](#)



NCCentral
UNIVERSITY
Office of E-Learning
A Tide of Activity

Canvas Mastery

A Faculty Training Refresher Series

Refresh and Revive your skills in Canvas, our dynamic learning management system, with our exclusive virtual Training Refresher Series tailored just for you!

Refresh & Revive Trainings:

-  **Introduction to Canvas**
01.10.24 , 10am-11am
-  **Multimedia Within Canvas**
01.25.24 , 10am-11am
-  **Quizzes, Discussions, & Assignments**
02.20.24 , 10am-11am
-  **Announcements & Gradebook**
03.05.24 , 10am-11am



REGISTRATION FORTHCOMING

www.nccu.edu/office-e-learning

Additional Information & Questions



- [NCCU Digital Badging Initiative Webpage](#)
- [Canvas Digital Badge Example](#)
- [Office of e-Learning Website](#)
- Follow us on social media:



NCCU OeL LinkedIn



NCCU OeL Instagram



NCCU OeL Twitter



NCCU OeL Facebook



NCCentral
UNIVERSITY

Office of E-Learning
A Title III Activity

References

- [Canvas Support, Timeline](#)
- [Credly, Digital Credentials are the future of the workforce](#)
- [NCCU Canvas, About the Faculty Development Den and Canvas](#)
- [Designing Your Course In Canvas Assessment Guide](#)
- [Qualtrics Survey | Qualtrics Experience Management](#)



NCCentral
UNIVERSITY

Office of E-Learning

A Title III Activity

Contact Us

DR. LARRISHA MCGILL-YOUNGBLOOD

DIRECTOR OF THE OFFICE OF E-LEARNING

LMCGILLY@NCCU.EDU

DR. CHARLOTTE RUSSELL COX

SENIOR INSTRUCTIONAL DESIGNER

CCOX33@NCCU.EDU

