

Exploring Flexible Learning

A UConn Faculty Development Course

Jennifer Parker & Cathy Healy
Instructional Designers
Center for Excellence in Teaching and Learning (CETL)
University of Connecticut

Opening Poll Question: Which best describes your experience with Quality Matters?

- A. Beginner
- B. Intermediate
- C. Extensive



Objectives:

1. Recognize how QM Standards can be introduced, modeled, and applied in a faculty development course.
2. Identify constraints and parameters of faculty development at your institution.
3. Choose one element of the UConn faculty development course that could be applied at your institution.



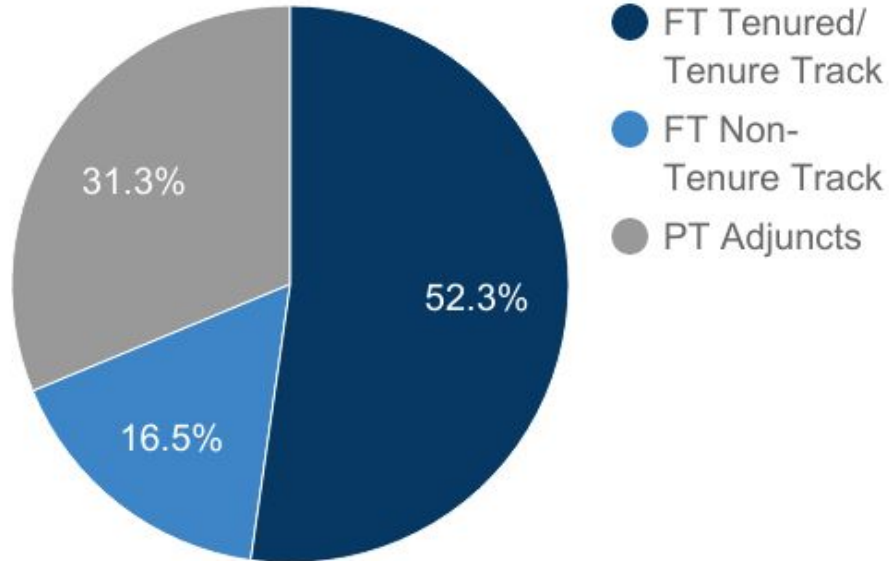
Background - UConn CETL

center for excellence in
TEACHING & LEARNING

An aerial photograph of a UConn campus plaza. The plaza features a large, circular design on the ground, composed of red brick and light-colored stone or concrete. The design consists of several overlapping circles and lines, creating a complex geometric pattern. In the center of the plaza, there is a circular seal or logo. To the left of the plaza, there is a large, multi-story building with a prominent portico supported by columns. The building has a mix of brick and light-colored stone or concrete. The plaza is surrounded by green trees and grass. Many people are walking on the plaza, and some are sitting on the ground. The overall scene is a busy, open campus area.

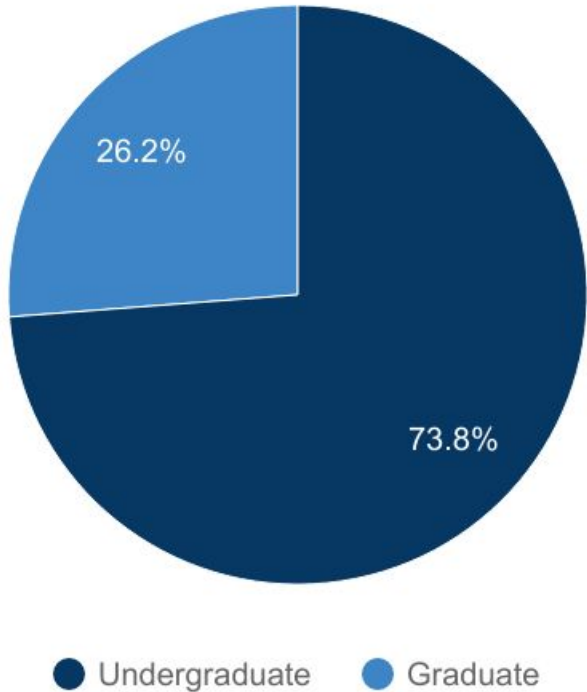
Background - UConn Faculty

- Research I Institution
- Unionized Faculty (2,208)



Background - UConn Students

- Total Student Enrollment = 32,027
- Main Campus
- Four Regional Campuses
- Law School
- Health Center



UConn Modes of Instruction Definitions

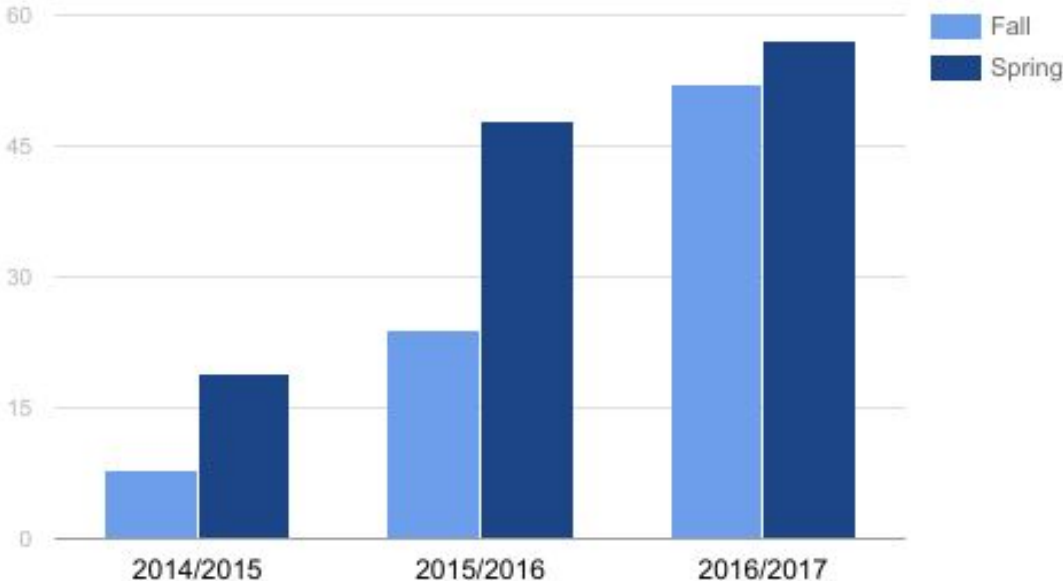
In Person - all required contact hours occur during regularly scheduled face-to-face class meeting times.

Hybrid/Blended - online contact displaces some portion of the required contact hours that would normally take place in a scheduled face-to-face course.

Online - all required contact hours are internet-based.



UConn Hybrid/Blended Courses per Semester




Poll Question: Have you seen an increase in hybrid/blended courses at your institution?

- A. Yes
- B. No
- C. I don't know



Project Parameters



- Model best practices
 - Design
 - Facilitation
- Create authentic experience
- Promote peer interaction
- Enable do-it-yourself model
- Introduce QM standards
- Fit faculty's hectic schedules
- Maintain 5:1 ratio
- Ensure classroom availability



Poll Question: What constraints do you face with faculty development at your institution?



Pilot - Objectives

By the end of the course, participants should be able to:

1. Describe the benefits and challenges of flipped and hybrid/blended course delivery.
2. Use a course design plan to design a hybrid/blended or flipped course with aligned course components. **QM**
3. Identify personnel and resources needed to develop materials for use in a hybrid/blended or flipped courses. **QM**
4. Identify components of a teaching action plan for the facilitation of a hybrid/blended or flipped course.
5. Identify strategies to assess the effectiveness of a hybrid/blended or flipped course. **QM**
6. Build a learning module in HuskyCT (LMS) from a course design plan. **QM**

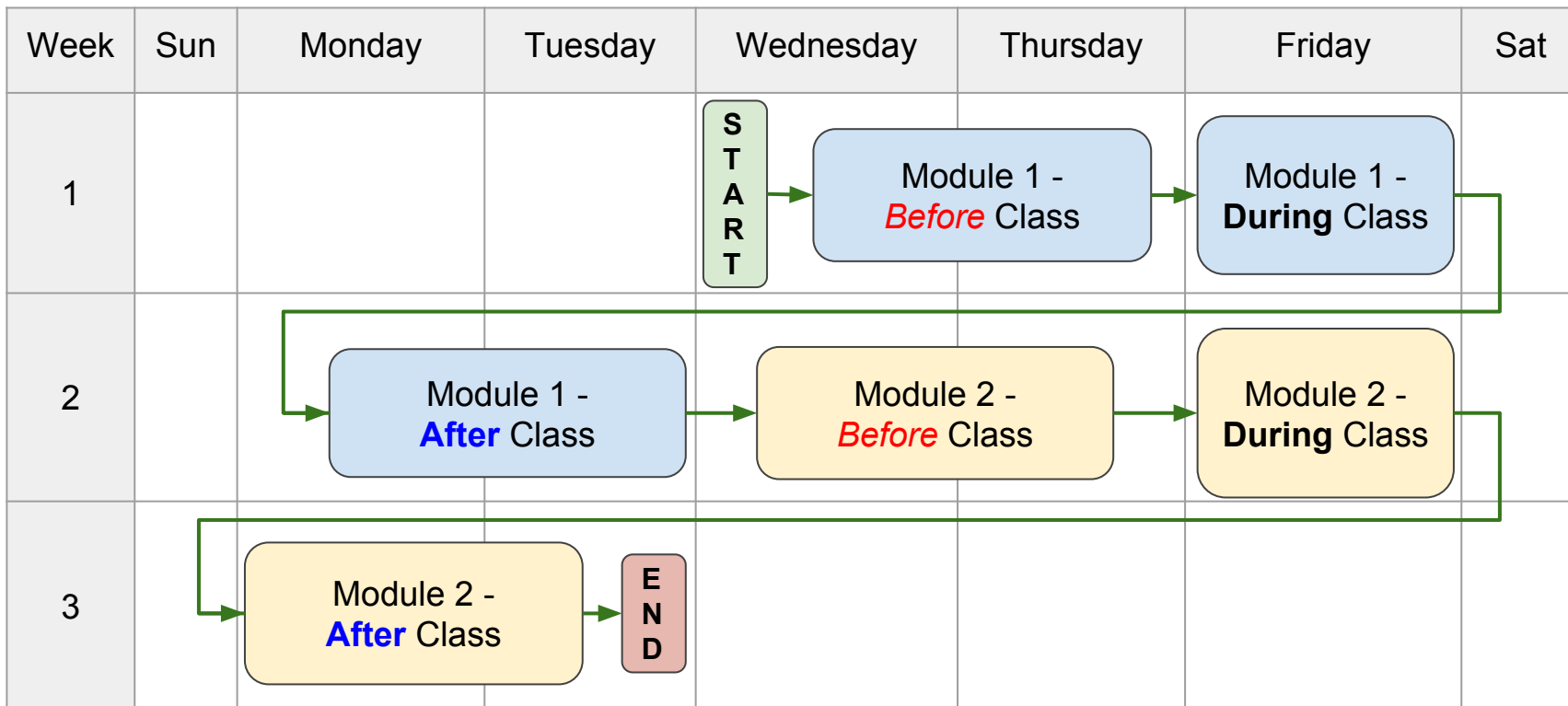



Pilot Design - Alignment


- Used [Course Design Plan](#)
- Planned Alignment **QM**
 - Standard 2.1
 - Standard 2.2
 - Standard 3.1
 - Standard 4.1
 - Standard 5.1
 - Standard 6.1



Pilot Design - Structure



- ▼ eCampus-Exploring Hybrid Blended Flipped-FA2016 
- Home
- Announcements
- Syllabus
- Course Schedule
- Course Orientation
- Module 1
- Module 2
- Discussion Board
- UConn Email
- My Grades

COURSE MANAGEMENT

- ▶ **Control Panel**

Home



Fall 2016

Exploring Hybrid/Blended and Flipped Learning

A UCONN CETL Short Course for Faculty

Getting Started

To get started, complete the **Course Orientation** located in the left main menu.

- ▼ eCampus-Exploring Hybrid Blended Flipped-FA2016 
- Home
- Announcements
- Syllabus
- Course Schedule
- Course Orientation 
- Module 1
- Module 2
- Discussion Board

Project Design - Quality Matters

Module 1: [Enter Title]

Schedule/pacing:

Module Objectives <i>What will students be able to do by the end of this module?</i> <i>QM Standard 2.2: The module/unit learning objectives describe outcomes that are measurable and consistent with the course-level objectives.</i>	Assessments <i>How will students confirm their knowledge or skill?</i> <i>QM Standard 3.1: The assessments measure the stated learning objectives.</i>	Instructional Materials <i>What materials and resources will students use?</i> <i>QM Standard 4.1: The instructional materials contribute to the achievement of the stated learning objectives.</i>	Learning Activities <i>What activities will learners engage in to be successful? When will learning activities be completed? Before, During or After F2F session?</i> <i>QM Standard 5.1: The learning activities promote the achievement of the stated learning objectives.</i>	Tools <i>What tools will be used to support assessments, instructional materials and learning activities? They may be internal or external to LMS.</i> <i>QM Standard 6.1: The tools used in the course support the learning objectives.</i>	Aligning Course Objective(s) <i>Enter # from page 1.</i> <i>QM Standard 2.1: The course learning objectives describe outcomes that are measurable.</i>
EXAMPLE <i>Discuss which instructional approach would work best for your specific course.</i>	<i>Discussion - which instructional approach would work for your specific course and why?</i>	<i>Required Articles:</i> <i>University Modes of Instruction Definitions: What is Blended Learning?</i> <i>Benefits of Blended Learning: 7 Things you should know about Flipped classrooms</i>	<i>BEFORE - Read required articles</i> <i>BEFORE - Participate in M1 discussion.</i>	<i>LMS Discussion tool, Adobe Reader</i>	<i>1</i>

Poll Question: Share ways you teach, or might teach, QM standards to your faculty.



Pilot Results - 7 participants; 3 staff

- Three (3) participants earned completes by meeting all six learning objectives.
 - Each spent 4-16 hours total on course
 - Each strongly agreed or agreed
 - Objectives were clear
 - Material was satisfying
 - Instructor interaction and responsiveness satisfying
 - Student interaction satisfying*
- Four (4) earned incompletes
 - 3 of 4 submitted most, but not all, activities
 - 4 of 4 attended class #1; 3 of 4 attended class #2
 - Did not have time to complete course
- Three (3) staff (2 IDs, 1 EdTech)



*One selected neither agree or disagree

Pilot Results - What Worked and Didn't Work



What Worked:

- Structure and Design
- Hands-on Sessions
- Facilitation



What Did Not Work:

- Time Constraints
- Learner Needs vs. Wants



Re-Design - Objectives

By the end of the course, participants should be able to:

1. *Distinguish between hybrid/blended and flipped course delivery.*
2. Describe the benefits and challenges of flipped and hybrid/blended course delivery.
3. Use a course design plan to design a hybrid/blended or flipped course with aligned course components. **QM**
4. Identify personnel and resources needed to develop materials for use in a hybrid/blended or flipped courses. **QM**
5. ~~Identify components of a teaching action plan for the facilitation of a hybrid/blended or flipped course.~~
6. ~~Identify strategies to assess the effectiveness of a hybrid/blended or flipped course.~~ **QM**
7. Build a learning module in HuskyCT (LMS) from a course design plan. **QM**



Re-Design - Alignment

- Used [Course Re-Design Plan](#)
- Planned Alignment **QM**
 - Standard 2.1
 - Standard 2.2
 - Standard 3.1
 - Standard 4.1
 - Standard 5.1
 - Standard 6.1



Results of Re-Design

Participants:

- 9 Enrolled, 5 Participated, 2 Completed
- Material & Interactions were satisfying
- Experience was useful

Facilitator Perceptions:

- Schedule conflicts limit participation
- Quality of work was much better



Closing Poll Question: What elements of our faculty development course might you use at your institution?

